

AacerCush I+

FLOATING SYSTEMS

AacerCush I+ is a shock absorbent variable profile system. This system combines sleepers with a plywood layer for greater dimensional strength. This system is chosen for new and retrofit athletic and stage floor applications.



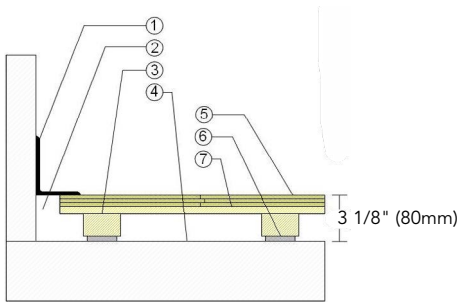
INFINITY
Wood Floors





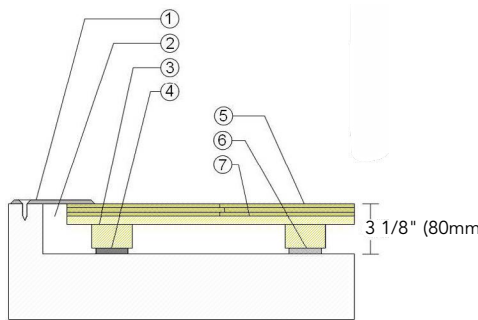
- | | |
|--|------------------------------|
| 1. Infinity MFMA Maple Maple | 4. 3/8" (10mm) AacerCush Pad |
| 2. 15/32" (12mm) Exposure 1, APA Rated Sheathing | 5. Vapor Retarder |
| 3. Nom. 2 x 3 (38mm x 64mm) AacerCush Sleeper | 6. Concrete |

WALL BASE



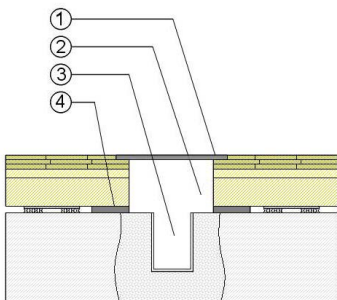
- 3" x 4" (76mm x 101mm) Vent Cove Base
- 1 1/2" (38mm) Min. Expansion Space
- 1-1/2" x 2-1/2" (38mm x 64mm) Sleeper
- Vapor Retarder
- 25/32" (20mm) MFMA Maple Flooring
- 3/8" (10mm) AacerCush Pad
- 15/32" (12mm) Plywood Subfloor

THRESHOLD



- 1/4" (6mm) Aluminum Threshold
- 1 1/2" (38mm) Min. Expansion Space
- 1-1/2" x 2-1/2" (38mm x 64mm) Sleeper
- Solid Blocking at Doorway
- 25/32" (20mm) MFMA Maple Flooring
- 3/8" (10mm) AacerCush Pad
- 15/32" Plywood Subfloor

EQUIPMENT



- Floor Plate
- 1 1/2" (38mm) Min. Expansion Space at all Inserts & Electrical Penetrations
- Concrete Floor Penetration
- Solid Blocking at Insert

Certified



Green Status and LEED Contributors



- FSC® Certified Maple - MR
- FSC® Certified Subfloor Components - MR
- Environmental Quality - EQ
- Regional Materials - MR

Resilience

3/8" (10mm) AacerCush Pad
*Other pad options available

Slab Depression

- 25/32" (20mm) flooring - 3 1/8" (80mm)

Optional AacerCush Systems

AacerCush I
AacerCush II
Anchored AacerCush I
Anchored AacerCush I+

Subfloor Construction

Sleeper Plywood

System Type

Floating

Testing Laboratory Partners



It is the policy of Infinity Wood Floors to continuously improve its line of products. Therefore, Infinity Wood Floors reserves the right to change, modify or discontinue systems, specifications and accessories of all products at any time without notice or obligation to purchaser.